

IDPF COVID RELIEF SUPPORT

\$358K

was granted across Level 1 Interest Relief (\$80,166) and Level 2 Relief Grants (\$278,082)



149

IDPRSP schools received COVID Relief support. 93 received interest relief on existing IDPRSP loans and 107 received a grant.

34%
RECEIVED BOTH
LEVEL 1 & 2

95%

of schools identified depletion of operating capital as a effect of COVID on their school, followed by teacher resignation (86%) and asset damage (84%)

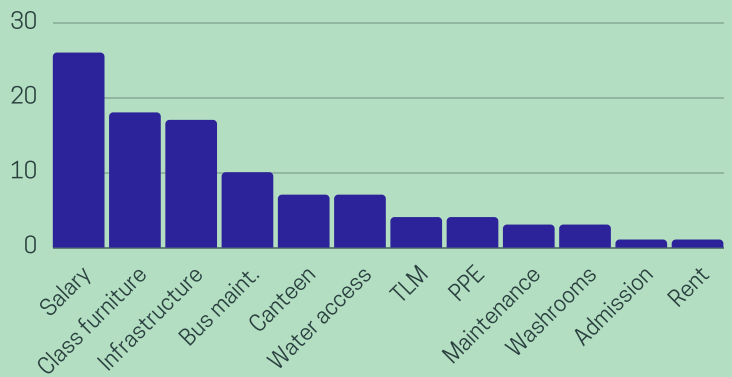
\$2,599

the average grant amount (USD) received - ranging from \$586 - \$6,250.



GRANT ALLOCATION

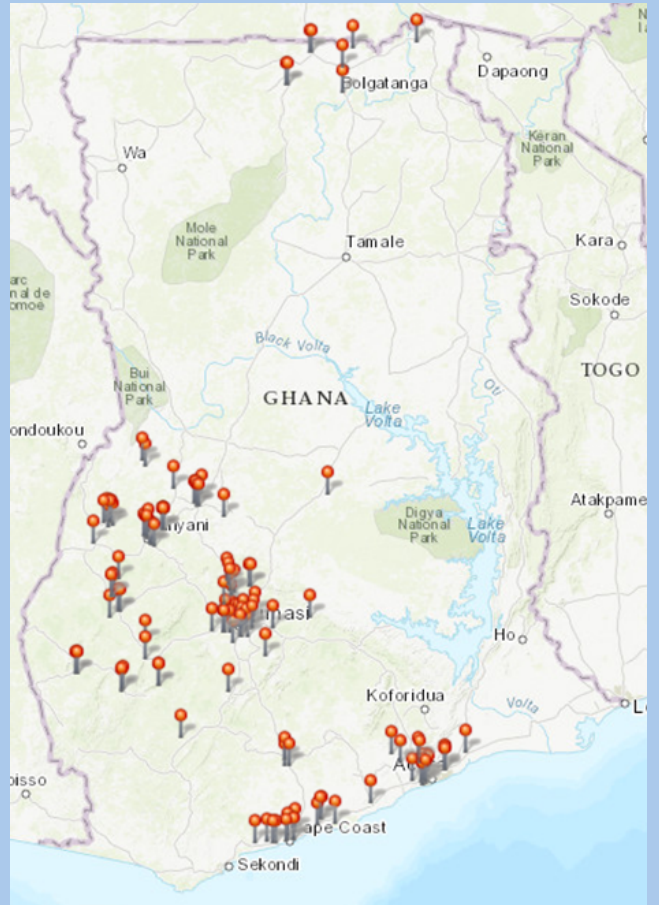
44% used a portion of their grant for teacher salaries and classroom furniture, followed by renovations (17%) and bus maintenance (10%). Other items purchased included access to a water source (e.g. borehole), canteen items, learning materials, PPE's, etc.




GRANTEE DEMOGRAPHICS

Recipient schools were located across 9 regions of Ghana with 95% in southern & central Ghana.

Ashanti region contained the most schools 28% (41) followed by Bono region with 18% (27). While 5% (8) were located in the Upper East region - northern Ghana.



30% (44) of school owners were female



42K
CHILDREN

attended the 149 recipient schools, including 29,943 students from the 107 grantee schools and 12,016 from the 93 interest relief recipients.



\$26

the average termly tuition fee of recipient schools (ranging from \$5 to \$318).

Schools income averaged \$8,180/term but expenses such as operational fees (avg. \$5,765/term) and teacher salaries (avg. \$123 teacher/term) leave them with thin profit margins.